



Results

Survey 38164

Number of records in this query:	74
Total records in survey:	74
Percentage of total:	100.00%





Field summary for Q1-Serious

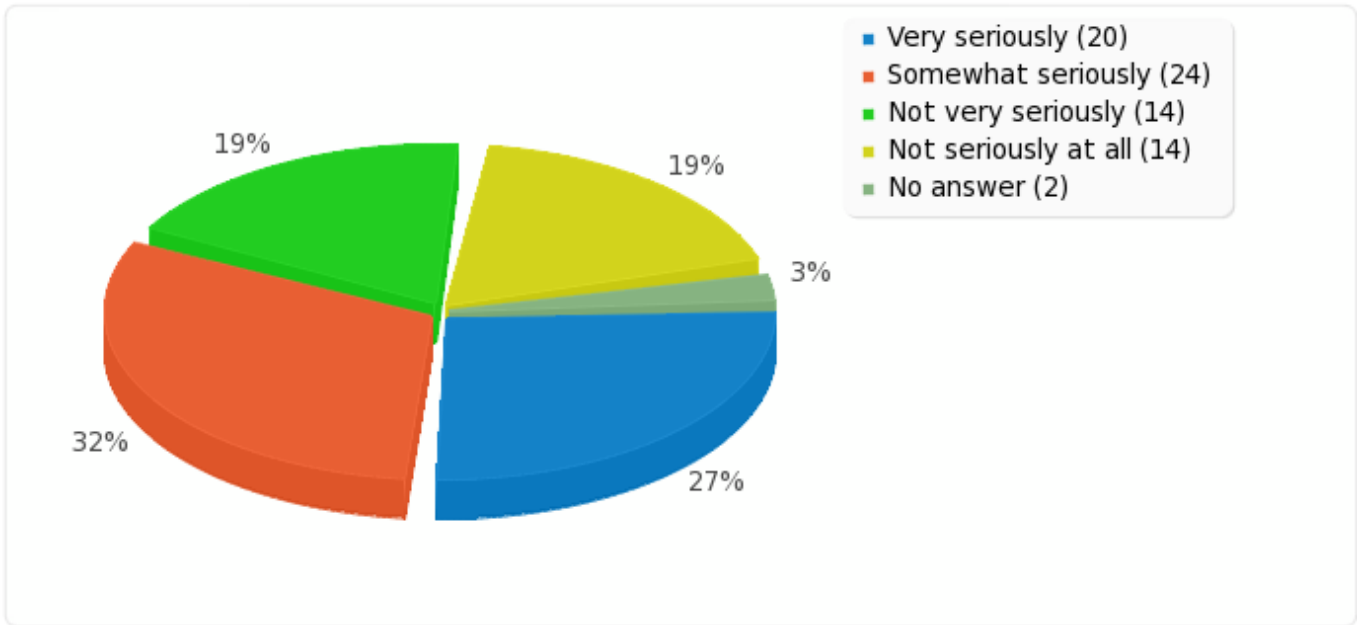
The West Bench is currently under a boil water notice from Interior Health.
How seriously does your household take the boil water order?

Answer	Count	Percentage
Very seriously (4)	20	27.03%
Somewhat seriously (3)	24	32.43%
Not very seriously (2)	14	18.92%
Not seriously at all (1)	14	18.92%
Don't know/can't say (0)	0	0.00%
No answer	2	2.70%
Not completed or Not displayed	0	0.00%



Field summary for Q1-Serious

The West Bench is currently under a boil water notice from Interior Health.
How seriously does your household take the boil water order?





Field summary for Q2-Compliance

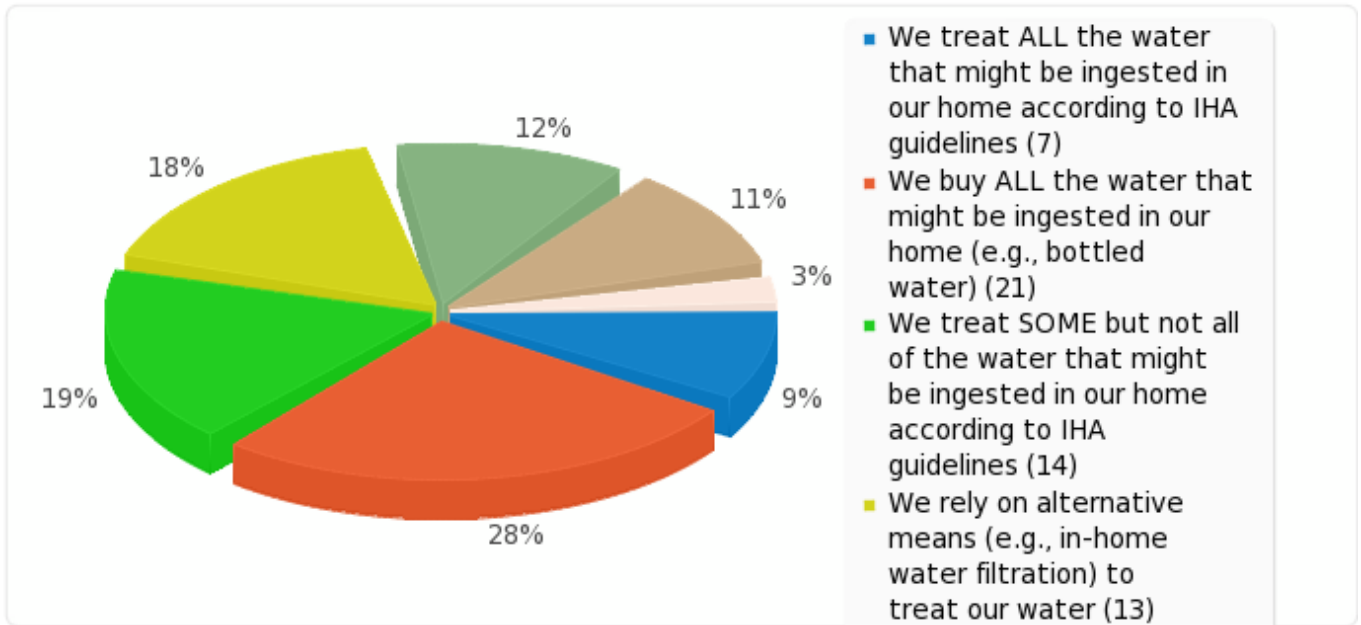
IHA's instructions for a boil water advisory can be found here (link opens in a new window). Please select the option below that best describes your level of compliance with the boil water notice:

Answer	Count	Percentage
We treat ALL the water that might be ingested in our home according to IHA guidelines (6)	7	9.46%
We buy ALL the water that might be ingested in our home (e.g., bottled water) (5)	21	28.38%
We treat SOME but not all of the water that might be ingested in our home according to IHA guidelines (4)	14	18.92%
We rely on alternative means (e.g., in-home water filtration) to treat our water (3)	13	17.57%
We used to treat or buy water but have become less compliant as the boil water notice has remained in place (2)	9	12.16%
We have mostly ignored the boil water notice (1)	8	10.81%
Don't know/can't say (0)	0	0.00%
No answer	2	2.70%
Not completed or Not displayed	0	0.00%



Field summary for Q2-Compliance

IHA's instructions for a boil water advisory can be found here (link opens in a new window). Please select the option below that best describes your level of compliance with the boil water notice:





Field summary for Q3-Quality

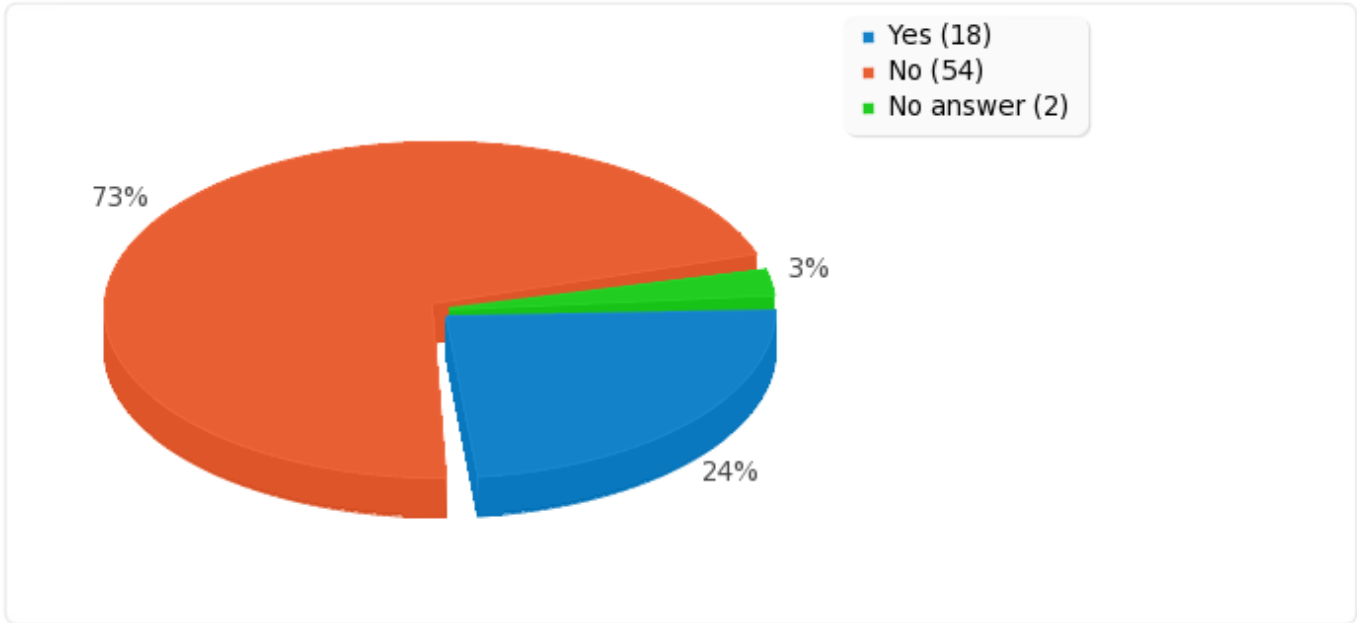
Is there anyone in your household (e.g., young children, older adults) that you might think is more susceptible than average to water quality problems?

Answer	Count	Percentage
Yes (Y)	18	24.32%
No (N)	54	72.97%
No answer	2	2.70%
Not completed or Not displayed	0	0.00%



Field summary for Q3-Quality

Is there anyone in your household (e.g., young children, older adults) that you might think is more susceptible than average to water quality problems?





Field summary for Q4-Recommendation

How do you think the RDOS should proceed with the current boil water order?

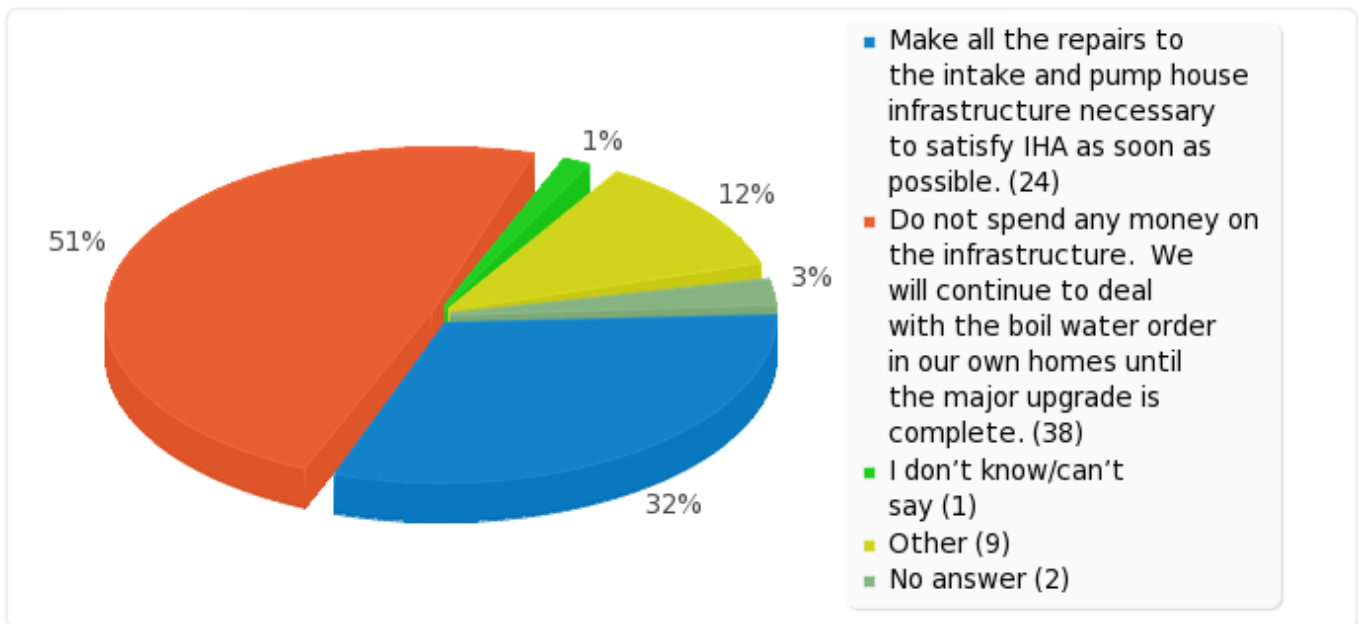
Please keep in mind that all costs of a service in a regional district in British Columbia are ultimately billed back to beneficiaries of the service.

Answer	Count	Percentage
Make all the repairs to the intake and pump house infrastructure necessary to satisfy IHA as soon as possible. (1)	24	32.43%
Do not spend any money on the infrastructure. We will continue to deal with the boil water order in our own homes until the major upgrade is complete. (2)	38	51.35%
I don't know/can't say (3)	1	1.35%
Other	9	12.16%
No answer	2	2.70%
Not completed or Not displayed	0	0.00%



Field summary for Q4-Recommendation

How do you think the RDOS should proceed with the current boil water order?
Please keep in mind that all costs of a service in a regional district in British Columbia are ultimately billed back to beneficiaries of the service.





Field summary for Q5-Comment

Do you have any comments you would like to make about the boil water notice on the West Bench?

Answer	Count	Percentage
Answer	46	62.16%
No answer	28	37.84%
Not completed or Not displayed	0	0.00%



Field summary for Q5-Comment

Do you have any comments you would like to make about the boil water notice on the West Bench?

